



District Report Card: 2017


State: Haryana	District: Jind
Class: 3	Subject: Language
Schools: 61	Students: 1102


Participation/Coverage


Students

<div>GENDER</div> <div></div>	Boys		Girls	
	Number	%	Number	%
	517	46.91	585	53.09

<div>AREA</div> <div></div>	Rural		Urban	
	Number	%	Number	%
	930	84.39	172	15.61

<div>CATEGORY</div> <div></div>	SC		ST		OBC		GEN	
	Number	%	Number	%	Number	%	Number	%
	583	52.90	3	0.27	308	27.95	208	18.87

<div>CWSN</div> <div></div>	LD	VI	HI	S&LD	ID	Oth
	5	3	5	8	5	6

<div>Management</div> <div></div>	Government		Government-aided	
	Number	%	Number	%
	1055	95.74	47	4.26

Average Performance of Students in Language (%)

Overall	Gender		Area		Management		Social Group			
	Male	Female	Rural	Urban	Govt.	Aided	SC	ST	OBC	GEN
62.29	59.74	64.55	62.40	61.71	62.04	67.94	60.97	75.56	63.03	64.71

Performance on Learning Outcomes (LOs)

Learning Outcomes	Description	Average Performance(%)
L304	Reads small texts with comprehension i.e., identifies main ideas, details, sequence and draws conclusions	62.71
L312	Reads printed scripts on the classroom walls: poems, posters, charts etc.	61.45

Range of Performance of Students who Answered Correctly							
Below 30%		30% - 50%		50% - 75%		Above 75%	
Number	%	Number	%	Number	%	Number	%
199	18.06	170	15.43	289	26.23	444	40.29

Lowest Performing Learning Outcomes (LOs)

1 - Reads printed scripts on the classroom walls: poems, posters, charts etc. (61.45)

2 - Reads small texts with comprehension i.e., identifies main ideas, details, sequence and draws conclusions (62.71)